CAPCOM©
PREMIER
WORLD-WIDE
ARCADE GAME
DESIGNER

Nintendo ENTERTAINMENT SYSTEM™

Printed in Japan

EmuMovies

NES-CO-USA

COMMANDO™

CAPCOM®

GAME PAK INSTRUCTIONS

A Special Message From Captain Commando!

Thank you for selecting fun-filled **COMMANDO™** . . .one of the exclusive family computer video games from the **Captain Commando "Challenge Series."**

COMMANDO,™ created by CAPCOM®. . . premier world-wide arcade game designer. . . features colorful state-of-the-art high resolution graphics.

This high quality game pak is Licensed by Nintendo® for Play on the

Nintendo ENTERTAINMENT SYSTEM™



Nintendo and Nintendo Entertainment System are trademarks of Nintendo of America Inc.

SAFETY PRECAUTIONS

Please take time to read the important instructions in this booklet. Observing the step-by-step instructions and complying with the warnings will be your personal guarantee to greater game satisfaction over a long period of time.

SAFETY PRECAUTIONS

1. **Avoid subjecting this high precision game pak to extreme temperature variances. Store at room temperature.**
2. **Do avoid touching terminal connectors. Keep clean by inserting game pak in protective storage case.**
3. **Never attempt to disassemble your game pak.**
4. **Use of thinners, solvents, benzene, alcohol and other cleaning agents can damage the game pak.**
5. **For best results, play the game a distance away from your television set.**
6. **Pause for 10-20 minutes after 2 hours or more of continuous game playing. This will extend the performance of your game pak.**

NAMES OF CONTROLLER PARTS AND OPERATING INSTRUCTIONS

Controller *1 — Moves Super Joe in 1 or 2 player game.
Controller *1 — Moves Super Joe in 1 or 2 player continuation game.

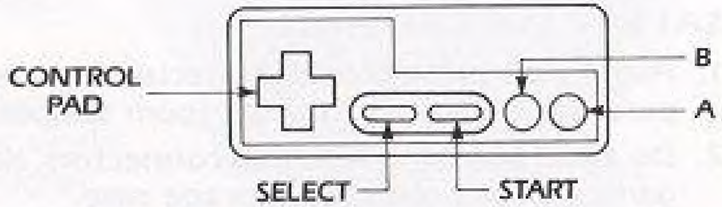

Control Pad
Each angle of the arrow shows direction or movement.

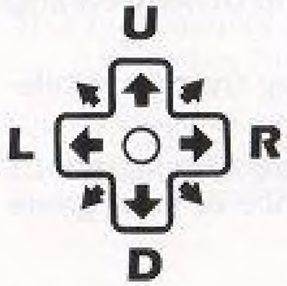

Four Separate Action Tips

- **Super Joe** moves up
- **Super Joe** moves up to the left side
- **Super Joe** moves to the left
- **Super Joe** moves down to the left side
- **Super Joe** moves down
- **Super Joe** moves up to the right side
- **Super Joe** moves to the right
- **Super Joe** moves down to the right side

HOW TO PLAY

"**Super Joe**" and your skill must defeat the evil enemy army. Armed only with a rifle and limited grenades, your assignment is to rescue hostages and keep the evil army from controlling the world. "**Super Joe**" must be watchful of the hidden characters that give him additional power and points. Also hidden are ladders that can open secret hiding places where hostages are being held.

SELECT Button

Press SELECT to move asterisk (*) next to title of game you wish to play.
* This button does not function while playing game.

START Button

Pushing this button starts the game you selected.

To Pause

Press START Button whenever you choose to pause while actively playing game. A pause tone will be heard and game will be interrupted. To resume game playing where you left off, press START Button again.

★ Button "B":

Enables "**Super Joe**" to fire his rifle at the advancing enemies.

★ Button "A":

Enables "**Super Joe**" to throw his limited supply of grenades.

Four Separate Action Tips

Each Controller has a cross-shaped Control pad. Pressing any of the 8 different angles moves "**Super Joe**" in that direction.

HINTS ON GAME PLAY

After the helicopters land **Super Joe,** you must advance as quickly as possible through the four different screens to defeat the enemy. Watch for hidden bonuses that can assist you in defeating the enemy.

Watch out for poisonous snakes in the underground shelter. **Super Joe** can kill the enemy commander hiding behind the barricade with only a grenade. The enemy will come at you with knives, guns, and will shoot at you with a grenade launcher.

Try to get as many grenades as you can; they are located in flashing boxes throughout each screen.

MEMO

CHARACTER DESCRIPTIONS

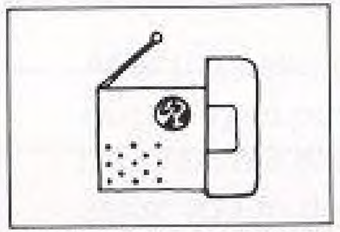

Wireless Remote Radio
When you get this, all enemies on the screen die and you get a free ride by helicopter to the next screen

Medal of Honor
Gives you 1 free life

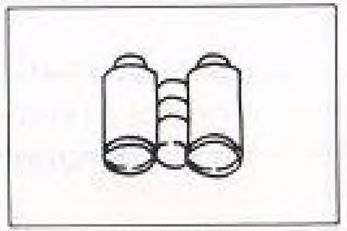

Binoculars
When discovered will show Super Joe where the hidden shelters are

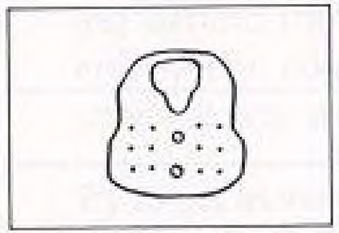

Bullet Proof Jacket
When Super Joe finds this hidden on the ground it will protect him from 10 enemy bullets, and 2 hand grenades



Money Bag
When you destroy the enemy by hand grenades, a money bag will appear for extra points

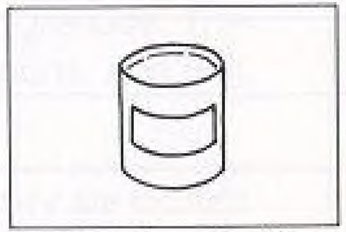

K-Rations (food)
When Super Joe kills a sergeant by a hand grenade he gets additional points.

CHARACTER DESCRIPTIONS

Corporals Stripes
When Super Joe kills an enemy colonel in their underground hiding place, he gets additional points

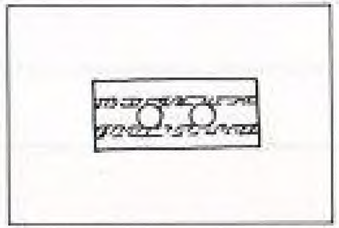

Lieutenants Stripes
When Super Joe kills an enemy lieutenant in their underground hiding place, he gets extra additional points

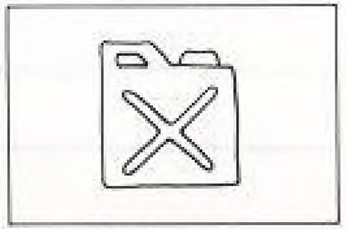

Gasoline Can
Super Joe gets extra bonus points when this is discovered

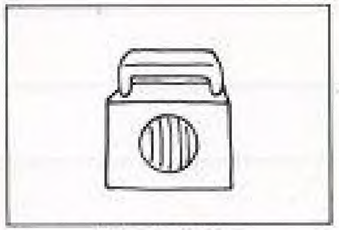

Flashlight
Super Joe can find this in their underground hiding place. When he has found the flashlight, the entire screen goes dark

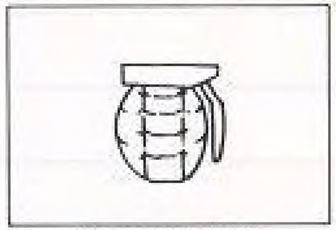

Hand Grenade
Hidden on the ground; when Super Joe finds this, he can kill all the enemies on the screen

MEMO

MEMO

MEMO

90-DAY LIMITED WARRANTY CAPCOM GAME PAKS

90-DAY LIMITED WARRANTY:

Capcom U.S.A., Inc. ("Capcom") warrants to the original consumer that this Capcom Game Pak ("PAK") (not including Game Pak Accessories or Robot Accessories) shall be free from defects in material and workmanship for a period of 90 days from date of purchase. If a defect covered by this warranty occurs during this 90-day warranty period, Capcom will repair or replace the PAK, at its option, free of charge.

To receive this warranty service:

1. DO NOT return your defective Game Pak to the retailer.
2. Notify the Capcom Consumer Service Department of the problem requiring warranty service by calling: Outside California State (800) 843-4632, or Inside California State call: (408) 745-7081. Our consumer Service Department is in operation from 8:00 A.M. to 5:00 P.M. Pacific Time, Monday through Friday.
3. If the Capcom service technician is unable to solve the problem by phone, he will provide you with a Return Authorization number. Simply record this number on the outside packaging of your defective PAK, and return your PAK freight prepaid, at your risk of damage, together with your sales slip or similar proof-of-purchase within the 90-day warranty period to:

Capcom U.S.A., Inc.
Consumer Service Department
1283-C Mountain View/Alviso Road
Sunnyvale, CA 94089

This warranty shall not apply if the PAK has been damaged by negligence, accident, unreasonable use, modification, tampering, or by other causes unrelated to defective materials or workmanship.

REPAIRS AFTER EXPIRATION OF WARRANTY:

If the PAK develops a problem after the 90-day warranty period, you may contact the Capcom Consumer Service Department at the phone number noted above. If the Capcom service technician is unable to solve the problem by phone, he may provide you with a Return Authorization number. You may then record this number on the outside packaging of the defective PAK and return the defective PAK freight prepaid to Capcom, enclosing a check or money order for $10.00 payable to Capcom U.S.A., Inc. Capcom will, at its option, subject to the conditions above, repair the PAK or replace it with a new or repaired PAK. If replacement PAKS are not available, the defective PAK will be returned and the $10.00 payment refunded.

WARRANTY LIMITATIONS:

ANY APPLICABLE IMPLIED WARRANTIES, INCLUDING WARRANTIES OF MERCHANTABILITY AND FITNESS FOR A PARTICULAR PURPOSE, ARE HEREBY LIMITED TO NINETY DAYS FROM THE DATE OF PURCHASE AND ARE SUBJECT TO THE CONDITIONS SET FORTH HEREIN. IN NO EVENT SHALL CAPCOM BE LIABLE FOR CONSEQUENTIAL OR INCIDENTAL DAMAGES RESULTING FROM THE BREACH OF ANY EXPRESS OR IMPLIED WARRANTIES.

The provisions of this warranty are valid in the United States only. Some states do not allow limitations on how long an implied warranty lasts or exclusion of consequential or incidental damages, so the above limitations and exclusion may not apply to you. This warranty gives you specific legal rights, and you may also have other rights which vary from state to state.

COMPLIANCE WITH FCC REGULATIONS

This equipment generates and uses radio frequency energy and if not installed and used properly, that is, in strict accordance with the manufacturers' instructions, may cause interference to radio and television reception. It has been type tested and found to comply with the limits for a Class B computing device in accordance with the specifications in Subpart J of Part 15 of FCC Rules, which are designed to provide reasonable protection against such interference in a residential installation. However, there is no guarantee that interference will not occur in a particular installation. If this equipment does cause interference to radio or television reception, which can be determined by turning the equipment off and on, the user is encouraged to try to correct the interference by one or more of the following measures:

— Reorient the receiving antenna
— Relocate the NES with respect to the receiver
— Move the NES away from the receiver
— Plug the NES into a different outlet so that computer and receiver are on different circuits.

If necessary, the user should consult the dealer or an experienced radio/television technician for additional suggestions. The user may find the following booklet prepared by the Federal Communications Commission helpful:

How to Identify and Resolve Radio—TV Interference Problems.

This booklet is available from the U.S. Government Printing Office, Washington, D.C. 20402, Stock No. 004-000-00345-4.

Look for Capcom's Exciting New Games

GHOSTS 'N GOBLINS™

1942™

CAPCOM®